

SED Motorized LuXout® Shade

110 Volt or 24VDC Low-Voltage Motor with Ultra Quiet Operation

SUBMITTAL
Technical Info

Please check all appropriate selections and attach room schedule with verified dimensions.

Select Number of Shades Per Unit

- Single Roller (Standard)
- Dual Roller (Supplemental Fabric & Hardware Sheet Required)

Please Note: If you are specifying a Dual Roller Shade, please complete the options BELOW and attach the SED Motorized Dual Roller Fabric and Hardware Planning Sheet.

Select Motor Location

As seen from *INSIDE* the room facing the window.
Also indicate on room schedule.

- Right Side (standard)
- Left Side

Select Motor

- 24V SED Motor Wired
- 110V SED Motor Wired

Select Transformers (for low voltage SED Motor)

- 1 Motor Plug-In Wall Type
- 5 Motor Power Panel 24V

Select Fabric Orientation

- Regular Roll (rolls off on window side)
- Reverse Roll (rolls off on room side)

Select Hembar Style

- Fabric Wrapped
- Exposed Square
- Silent Exposed



Single Roller Motorized Shade Options

Fabric: _____

Color Name / Number: _____

Openness Factor: _____

Please see LuXout's Shade Fabric Reference Guide for fabric colors and specifications.

Select Single Roller Hardware

- Wall
- Ceiling
- Brackets Only
- Fascia Brackets Only
- Brackets w/Fascia
- Pocket Style Headbox (5x5)
- Hanger
- Closure Panel with Hanger Clip
 - 3" (76mm) Standard
 - 2"
 - 5"

Light Gap Reduction Hardware

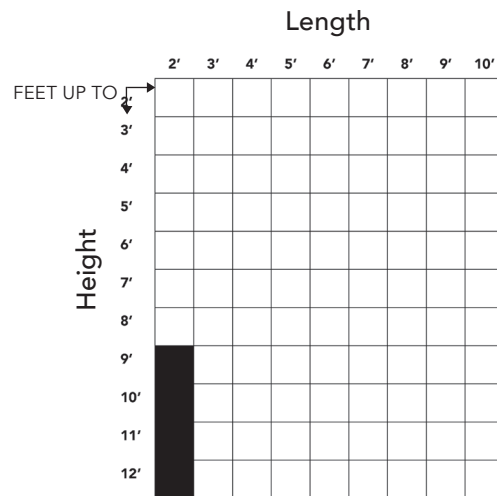
- 'L' Angle
- 'U' Channel
- 'H' Channel
- Channel Liners (Wool Pile)

Select Hardware Finish

(does not apply to Pocket Style Hembox)

- Anodized
- Black
- White (Standard and Pocket Style Headbox)
- Custom (Contact LuXout Shades)

Available Sizes: Minimum Width = 18.5"



For larger sizes contact LuXout Shades Customer Service



1221 Admiral Street
Richmond, VA 23220

LuXoutShades.com
Office: 800.817.1204

PROJECT: _____
 SPECIFIER: _____
 CONTRACTOR: _____
 SUPPLIER: _____
 DATE: _____ REVISED: _____

SED Motorized LuXout[®] Shade Specifications

EQUIPMENT

SED (Silent Electronic Drive) 24V DC or 110 Volt AC: Drive unit inside roller, instantly reversible, lifetime lubricated. Right hand motor location standard; left hand available. Built-in radio receiver and contact closure control. Limit switches adjustable using wall switch or remote control. Regulated power supply required. Sound level \leq 40 dBA.

HARDWARE

ROLLERS: 2" (50mm) and 2.5" extruded aluminum. Roller assembly easily removable.

MOUNTING BRACKETS: Painted steel stamping. Various sizes depending on mount. Styles for mounting to wall, ceiling, or jamb. Brackets do not require additional adapters.

ROLLER IDLER ASSEMBLY: Injected molded nylon and a cold rolled steel ball bearing pin. Sliding pin for easy installation and removal of the roller.

HEM BAR: Powder coated in black, bronze, white or clear anodized. Oval Half Fabric Wrapped Hem Bar Exposed Square: aluminum with plastic end caps or exposed silent with wall bumper and plastic end caps.

FASCIA: "L" cover of extruded aluminum. Fascia snaps onto end brackets. Clear Anodized, black, white (standard), or bronze powder coat finish available. Continuous fascia available with coupled units.

POCKET HEADBOX: Optional, for pocket installation, includes a "U" shaped back/top/front cover with removable bottom closure flap in white powder coat finish. LARGE SIZE: 5"x5".

LIGHT GAP REDUCTION HARDWARE: Extruded aluminum. Accepts edges of fabric, prevents light gaps. Interior of channel provides for use of flat head screws. Requires exposed silent hem bar.

"L" ANGLE: $\frac{3}{4}$ " x 1" x 12'3" (1.9x2.5x373cm); 1" x 2 $\frac{3}{4}$ " x 16' (2.5x7x488cm) or cut to length.

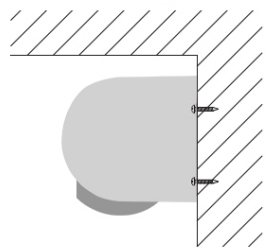
"U" CHANNEL: 1" x 2 $\frac{1}{2}$ " x 16' (2.5x7x488cm) or cut to length.

"H" CHANNEL: 1" x 5" x 16' (2.5 x 152 x 488cm) or cut to length.

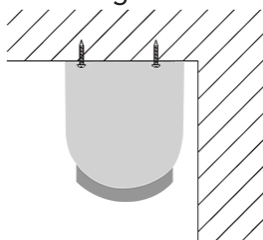
HARDWARE SELECTIONS

Please Note: Brackets and endcaps have the attachment points for mounting an SED Motorized LuXout Shade.

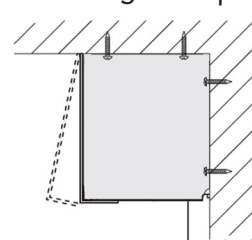
Wall Mounting Bracket



Ceiling Mounting Bracket



Fascia with Ceiling or Wall Mounting Endcaps



LUXOUT SHADES

1221 Admiral Street
Richmond, VA 23220

LuXoutShades.com
Office: 800.817.1204

PROJECT: _____
SPECIFIER: _____
CONTRACTOR: _____
SUPPLIER: _____
DATE: _____ REVISED: _____

SED Motorized LuXout® Shade Specifications

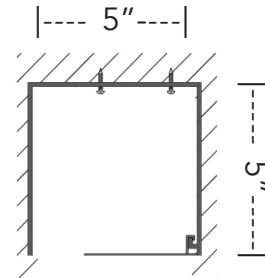
HARDWARE SELECTIONS (cont.)

Headbox Installation Option

Pocket Style Headbox

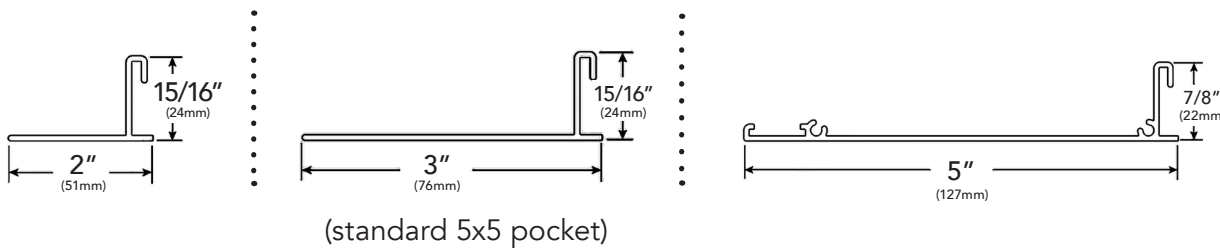
Consists of:

- Extruded pocket
- Bottom closure flap
- Endcaps
- Size: 5"x5"



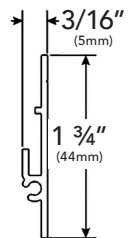
CLOSURE & WALL CLIP OPTIONS

CLOSURE OPTIONS

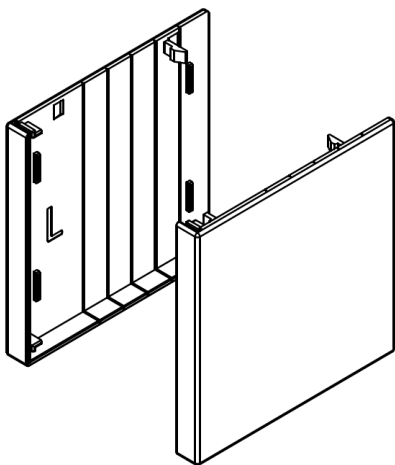


(standard 5x5 pocket)

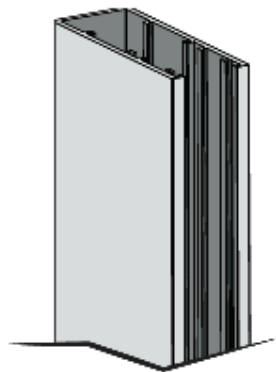
Hanger Details WITHOUT TILE LIP



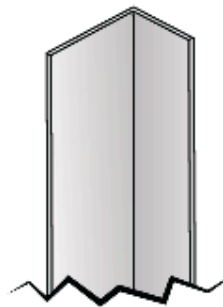
FASCIA ENDCAP COVERS



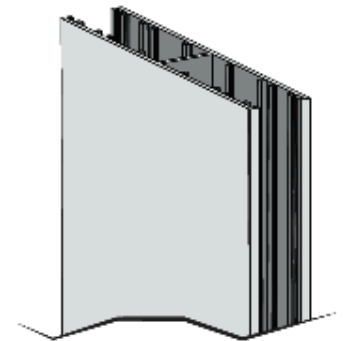
"U" CHANNEL



"L" ANGLE



"H" CHANNEL



LUXOUT SHADES

1221 Admiral Street
Richmond, VA 23220

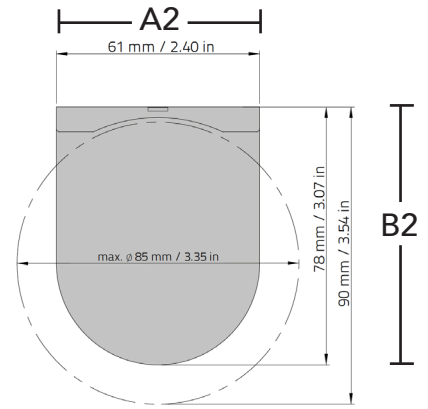
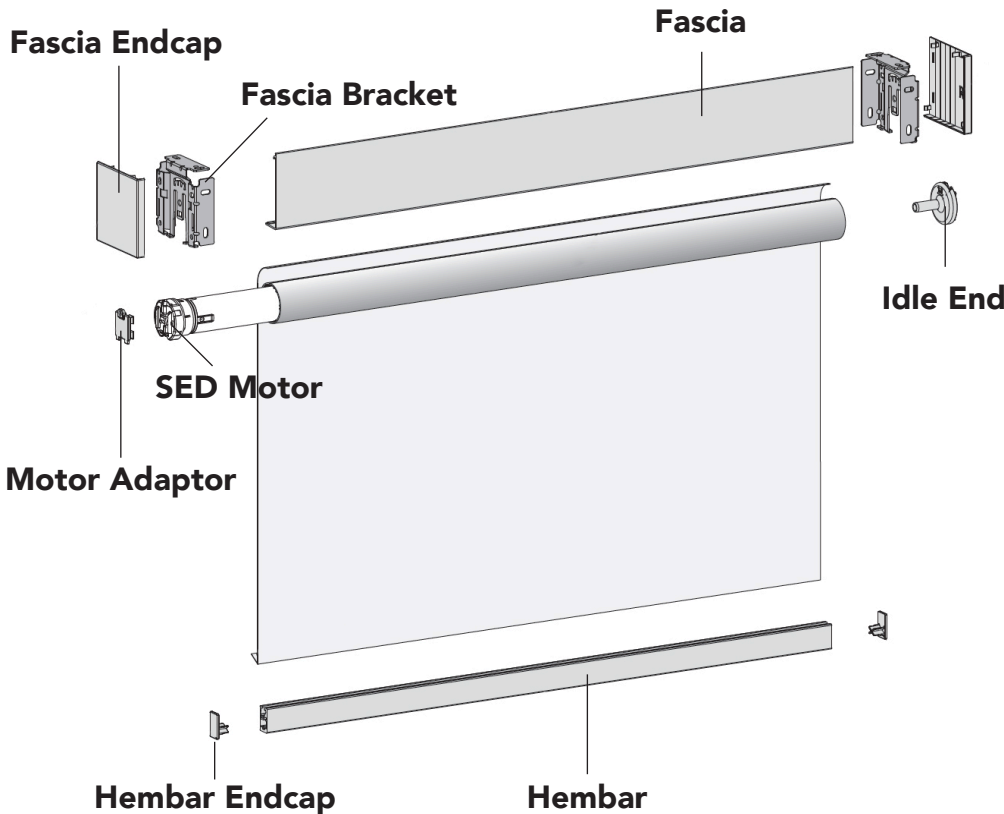
LuXoutShades.com
Office: 800.817.1204

PROJECT: _____
 SPECIFIER: _____
 CONTRACTOR: _____
 SUPPLIER: _____
 DATE: _____ REVISED: _____

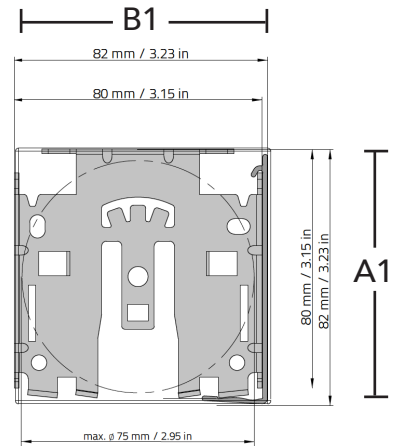
SED Motorized LuXout[®] Shade Specifications

24V Motorized LuXout Shade Dimensions

Fascia Overall Width includes plastic endcap covers. Pair adds 1/8" (3mm) to Overall Width of Small Hardware; 3/16" (5mm) to Overall Width of Large Hardware.



NO HEADBOX BRACKET ONLY



FASCIA BRACKET

ENDCAPS WITH FASCIA

	SMALL		LARGE	
A ¹	3"	95mm	5.3"	135mm
B ¹	3"	76mm	5.3"	135mm

BRACKETS ONLY (No Headbox)

	STANDARD	
A ²	2 3/4"	61mm
B ²	2 3/4"	61mm

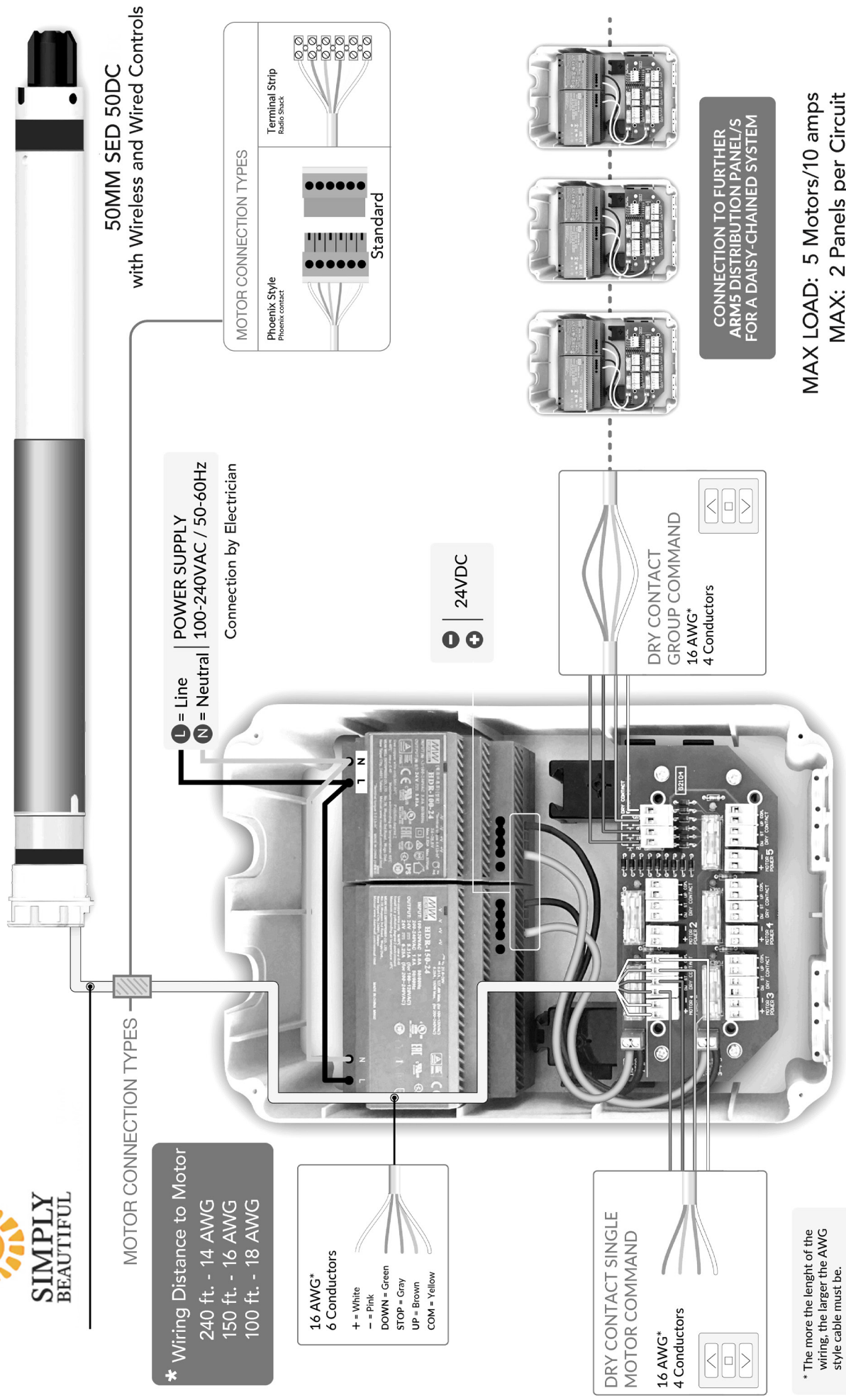
*All above dimensions based upon 1 1/2" (38mm) diameter roller.



1221 Admiral Street
Richmond, VA 23220

LuXoutShades.com
Office: 800.817.1204

PROJECT: _____
 SPECIFIER: _____
 CONTRACTOR: _____
 SUPPLIER: _____
 DATE: _____ REVISED: _____



PROJECT: _____
 SPECIFIER: _____
 CONTRACTOR: _____
 SUPPLIER: _____
 DATE: _____ REVISED: _____

SED Dual Roller Motorized Shade Fabric & Hardware Planning Sheet

Please check all appropriate selections and attach room schedule with verified dimensions.
This document is to be used with the LuXout SED Motorized Submittal.
On the diagram below, please provide the following information:

If Specifying a Coupled Shade, also indicate desired locations for couplers.

Rear Roller Fabric: _____ Color / Number: _____ Openness Factor: _____
*Please see LuXout's Shade Fabric Reference Guide for fabric colors and specifications.
Front Roller Fabric: _____ Color / Number: _____ Openness Factor: _____
*Please see LuXout's Shade Fabric Reference Guide for fabric colors and specifications.

Please Note: Shade fabrics can be placed anywhere in the headbox.
Fabric or screen can be no closer than 13/16" to either end of the headbox.

SELECT DUAL ROLLER HARDWARE

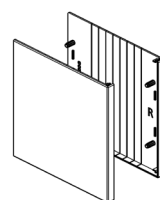
- Dual Endcaps Only**
- Dual Endcaps with Fascia 5.3"x5.3"**
- "L", "U" or "H" Channels for Light Gap Reduction**
 - 'L' Channel
 - 'U' Channel
 - 'H' Channel

(side channels require silent exposed hembar)

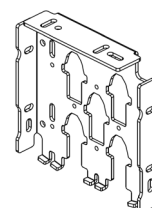
SELECT HARDWARE FINISH

Does not apply to Dual Roller Pocket Headbox

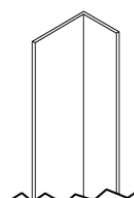
- Clear Anodized
- Black
- White (Standard)
- Custom (Contact LuXout Shades)



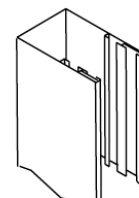
Dual Endcaps Only



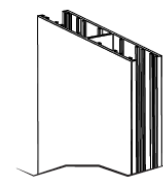
Dual Brackets w/Fascia



'L' Channel



'U' Channel



'H' Channel



LUXOUT SHADES

1221 Admiral Street
Richmond, VA 23220

LuXoutShades.com
Office: 800.817.1204

PROJECT: _____
 SPECIFIER: _____
 CONTRACTOR: _____
 SUPPLIER: _____
 DATE: _____ REVISED: _____

SED Dual Roller Motorized Shade

Fabric & Hardware Planning Sheet

Dual Roller SED Motor Operated LuXout Shade Specifications

Two rollers mounted to a single set of endcaps, to accept fascia.

COMPONENTS SPECIFIC TO DUAL ROLLER SED OPERATED

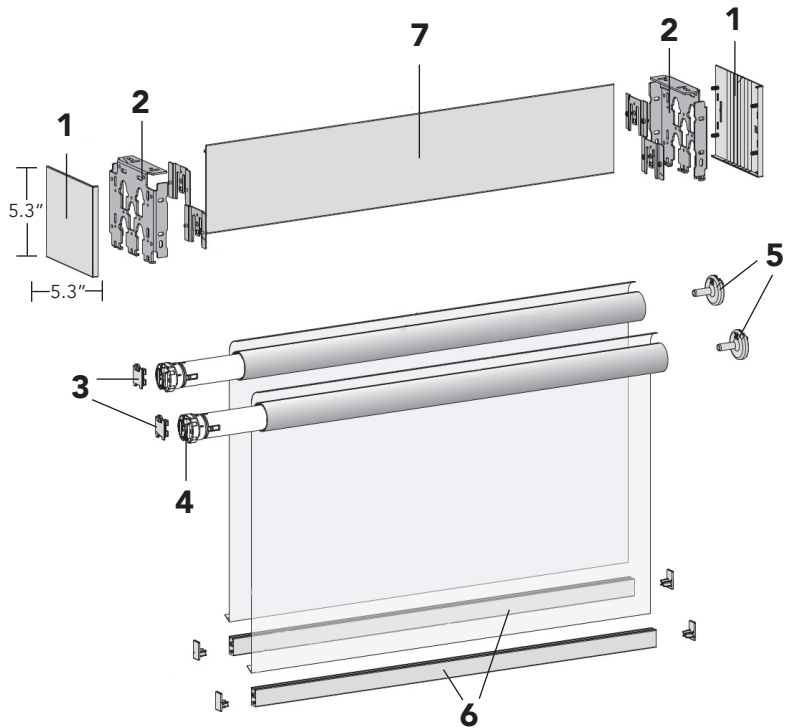
DUAL ROLLER ENDCAPS: Steel stamping. Complete with adapter roller bracket. Installs to wall or ceiling. Shades mount in vertical configuration (see drawings). Accepts Dual Roller Fascia.

DUAL FASCIA (FOR ENDCAPS): L-shaped cover of extruded aluminum. Assembly snaps onto endcaps without exposed fasteners. Clear anodized, black, white (standard), or custom powder coat finish available.

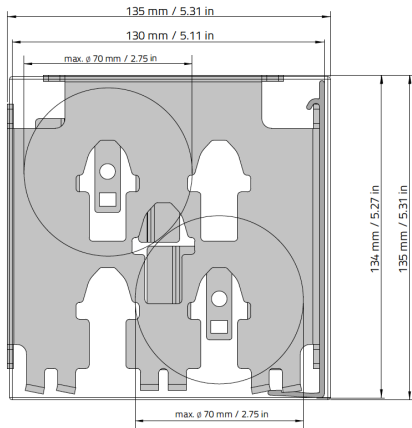
CUSTOM DUAL ROLLER POCKET STYLE HEADBOX (not shown):

Headbox of 18 GA Steel, painted white on bottom and front. With or without aluminum ceiling tile lip. Removable aluminum bottom closure attaches without exposed fasteners. Available in stock lengths for installation ahead of shades. Size 6"x9".

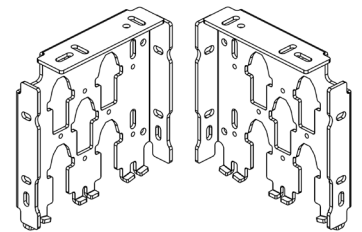
1. Dual Endcap Covers (White)
2. Brackets
3. Motor Adapter
4. SED Motor
5. Idler End
6. Hembar
7. Dual Roller Aluminum Fascia Panel



Dual Roller Chain Drive/SED Operated Endcap Dimensions



Dual Roller Clutch Operated Endcaps



LUXOUT SHADES

1221 Admiral Street
Richmond, VA 23220

LuXoutShades.com
Office: 800.817.1204

PROJECT: _____
 SPECIFIER: _____
 CONTRACTOR: _____
 SUPPLIER: _____
 DATE: _____ REVISED: _____